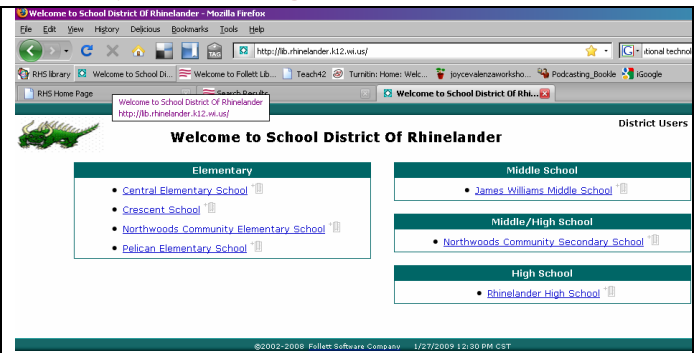


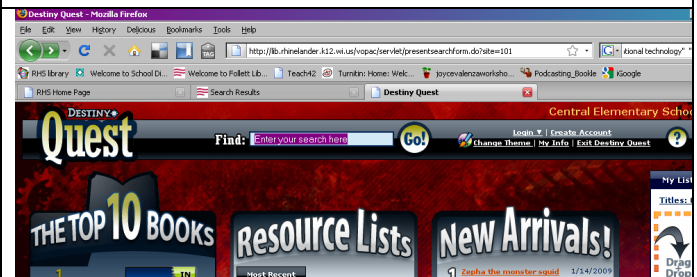
How to create your own Destiny Catalog account

Navigate to the Destiny catalog home page
<http://lib.rhinelande.k12.wi.us> .

Select your school name.



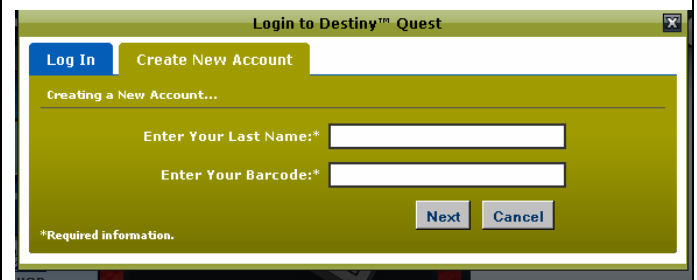
Click on "Create Account".



Fill out the form using **your last name** and **your barcode**.

Click Next.

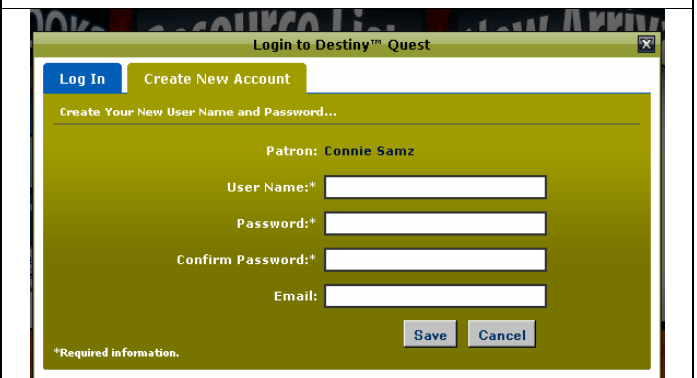
Note: If you don't know your barcode number, **ask your LMC staff** for it.



Fill out the form. **Create a username** that is the same one use for the school network. **Create a password**. Click on **Save**.

You are ready to use the special features for account users:

- Renew your materials
- Create bibliographies using My List
- Submit review ratings & comments
- Upload digital content (locally created podcasts, videos, audiorecordings) about materials for your LMS to approve and post to the catalog



Call or email your Library Media Specialist if you need any help. ENJOY!